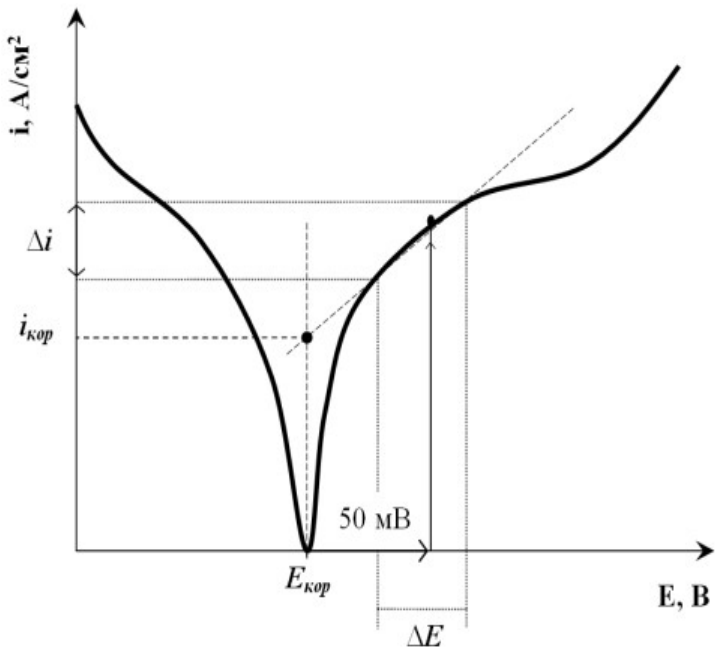


... , ... , ... - ,  
...  
( . )  
12%  
30 , 25%  
11 30 35% - 7-10 . ,  
[1, 2].  
[3, 4].  
08 13 03 17 14 3,  
08 13 03 17 14 3.  
20 , 1,1÷1,4 12 .  
NaCl 20±2 ° 3%-  
-2 ,  
100 .  
[5,6].  
- ; - ;  
- ;

(15 . . . . .),  
 0,1 / 2.  
 4 / . . . . .  
 0,001                      0,5.  
                                  0,2



. 1.

, , A / ' 2 - , . . . . . 50

( . . 1).

, / ²,                      -  
 lgj - ( / ²)

$$\lg j = \frac{i}{S_{pn}} \quad (1)$$

( ), S - ( 2 ).

08 13 03 17 14 3

3%- NaCl.

08 13

= 249

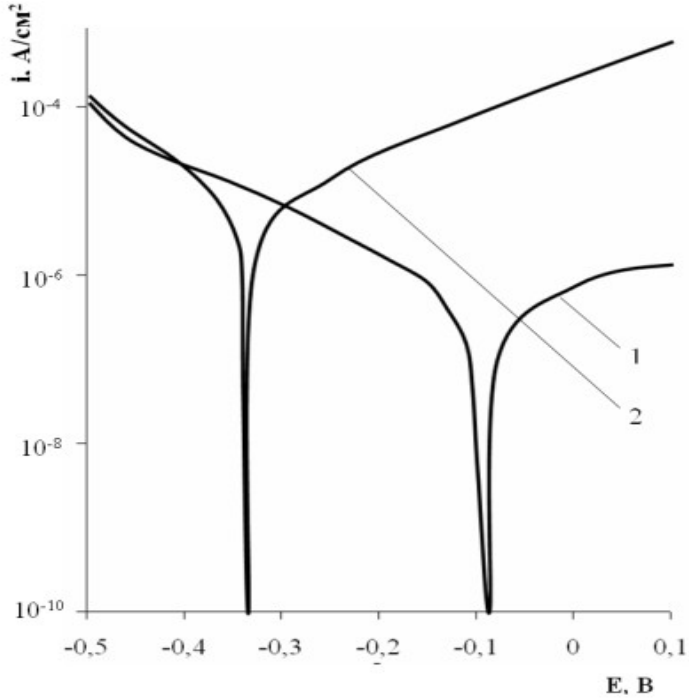
21

08 13

20

3%-

NaCl [5, 6].



. 2. 08 13 3 %-  
NaCl: 1 - ; 2 - , 7/2, « », 21 .

08 13

1.

1

08 13

3%-

NaCl

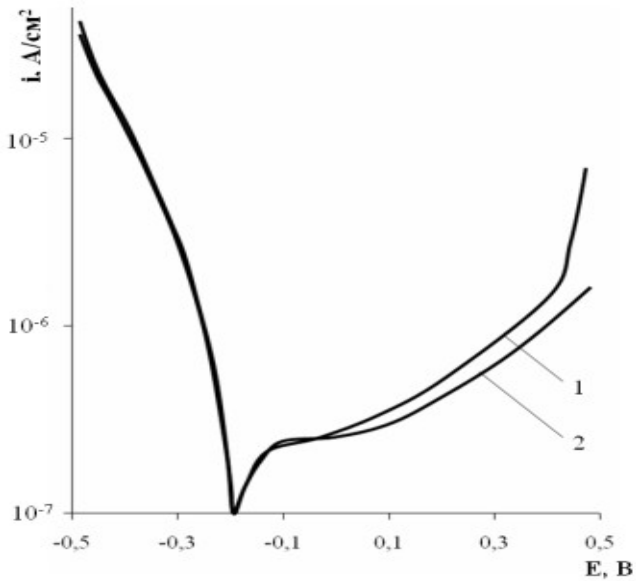
	- ,	$\cdot 10^5, / ^2$
	85	0,0158
, « » 7/2, 21	335	0,3160

08 13

[7].

03 17 14 3

-190 , -180 ,



. 3.

03 17 14 3 3 %-

NaCl:

1 - ; 2 - ,

, 20 .

---

03 17 14 3

2.

2

03 17 14 3

3%-

NaCl

	- ,	$\cdot 10^5, / ^2$
	183	0,0126
, 20 .	183	0,0126

03 17 14 3 ,

( .2).

03 17 14 3

03 17 14 3 ,

08 13,

3%-

NaCl,

03 17 14 3

1. . . . // « . . . ».- . . . , 2003. - . 14-19.
2. Effect of Solution Composition and electrochemical potential in Stress corrosion Crackiny of X-52 Pipeline Steels / R.B. Rebak, Z. Yia, R. Fafuruddin, Z. Szklarska-Smialowska // Ibid. - 1996. - 52, 5. - P. 396-405.
3. . . . [ . ] // 09 2 / . . . , . . . - 2007. - 11, .2. - . 24-30.
4. . . . / . . . , . . . - 2010. - 6. - .2 - . 161-166.
5. - 10 2 1 . . . 45 / . . . // - 2010. - 5. - . 650-654.
6. 09 2 . . . , . . . // - 2010. - 5. - . 65-70.
7. / . . . , . . . // - 2009. - 15, 2. - . 115-122.